




# SHUTTLE DOG

The space shuttle is called the space transportation system. It can carry astronauts into space. It can take supplies to the international space station.



There are three main parts of the space shuttle:

		
The external tank	The solid rocket boosters	The orbiter

You can make a model of the space shuttle. This is a model that you can eat.

## What you need:

- Plate
- Bread
- Cooked hot dog that is still warm (a long hot dog works best)
- Cheese slice
- Plastic knife or toothpick
- Two sticks of string cheese
- Ketchup in a squeeze bottle
- Mustard in a squeeze bottle
- Shuttle cookie cutter or orbiter cutout



## Here's what you do:

Always wash your hands before cooking and eating.

1. Put your bread on your plate. Use the cookie cutter to cut out your orbiter shape. (Or print out the orbiter cutout and cut it out with scissors. Then put the cutout on the bread and cut around it with the plastic knife.)



2. Cut the cheese slice into a thin strip and lay it on the orbiter.



3. Put the warm hot dog on top so that the cheese will melt. This will help the hot dog stick to the bread.



4. Turn the hot dog and orbiter over onto the plate.

Lay a cheese stick on each side of the hot dog.



5. Squirt ketchup and mustard under the orbiter. Use the toothpick to make it look like flames.



Your shuttle dog is ready to eat!

Credit: NASA